

# AsadFouad

## CHARTERED ACCOUNTANTS

### AUDITORS REPORT TO THE MEMBERS

We have audited the annexed balance sheet of Centre for Peace and Development Initiatives - (CPDI) as at June 30, 2013 and the related income and expenditure account, cash flow statement and statement of changes in equity, together with the notes forming part thereof, for the year then ended and we state that we have obtained all the information and explanations which, to the best of our knowledge and belief, were necessary for the purposes of our audit.

It is the responsibility of the Company's management to establish and maintain a system of internal control, and prepare and present the above said statements in conformity with the approved accounting standards and the requirements of the Companies Ordinance, 1984. Our responsibility is to express an opinion on these statements based on our audit.

We conducted our audit in accordance with the auditing standards as applicable in Pakistan. These standards require that we plan and perform the audit to obtain reasonable assurance about whether the above said statements are free of any material misstatement. An audit includes examining on test basis, evidence supporting the amounts and disclosures in the above said statements. An audit also includes assessing the accounting policies and significant estimates made by the management, as well as, evaluating the overall presentation of the above said statements. We believe that our audit provides a reasonable basis for our opinion and, after due verification, we report that:

- (a) in our opinion, proper books of accounts have been kept by the Company as required by the Companies Ordinance, 1984;
- (b) in our opinion:
  - (i) the balance sheet and income and expenditure account together with the notes thereon have been drawn up in conformity with the Companies Ordinance, 1984 and are in agreement with the books of account and are further in accordance with accounting policies consistently applied;
  - (ii) the expenditure incurred during the year was for the purpose of the Company's business; and
  - (iii) the business conducted, investments made and the expenditure incurred during the year were in accordance with the objects of the company;
- (c) in our opinion and to the best of our information and according to explanations given to us, the balance sheet, income and expenditure account, cash flow statement and statement of changes in equity together with the notes forming part thereof conform with approved accounting standards as applicable in Pakistan, and, give the information required by the Companies Ordinance, 1984, in the manner so required and respectively give a true and fair view of the state of the Company's affairs as at June 30, 2013 and of the surplus, its cash flows and changes in equity for the year then ended; and
- (d) in our opinion no Zakat was deductible at source under the Zakat and Ushr Ordinance, 1980 (XVIII of 1980).

Chartered Accountants

Islamabad: October 04, 2013

**CPDI- CENTRE FOR PEACE AND DEVELOPMENT INITIATIVES**  
**BALANCE SHEET**  
**AS AT JUNE 30, 2013**

	Note	2013 Rupees	2012 Rupees
<b>OPERATING FIXED ASSETS - Tangible</b> (At cost less accumulated depreciation)	3	1,460,879	1,860,045
Long term investements	4	11,740,208	5,550,000
<b>CURRENT ASSETS</b>			
Advances, deposits and prepayments		784,650	520,462
Cash and bank balances	5	11,844,957	1,276,955
		12,629,607	1,797,417
		<u>25,830,694</u>	<u>9,207,462</u>
<b>Fund and liabilities</b>			
Fund account		19,528,245	725,629
<b>CURRENT LIABILITIES</b>			
Creditors and accrued expenses		210,657	1,859,731
Advance against projects	6	6,091,792	6,622,103
		6,302,449	8,481,833
		<u>25,830,694</u>	<u>9,207,462</u>

  
**CHIEF EXECUTIVE**

  
**DIRECTOR**



**CPDI- CENTRE FOR PEACE AND DEVELOPMENT INITIATIVES**  
**INCOME AND EXPENDITURE ACCOUNT**  
**FOR THE YEAR ENDED JUNE 30, 2013**

	Notes	2013 (Rupees)	2012 (Rupees)
REVENUE	7	101,275,891	47,169,212
Expenditure	8	<u>79,186,009</u> 22,089,882	<u>48,739,229</u> (1,570,017)
ADM & GENERAL EXPENSES	9	<u>3,334,059</u>	<u>902,080</u>
Surplus/(deficit) for the year		18,755,823	(2,472,097)
Other income		<u>46,793</u> 18,802,616	<u>-</u> (2,472,097)
Surplus at the beginning of the year		725,629	3,197,726
Surplus C/F to balance sheet		<u><u>19,528,245</u></u>	<u><u>725,629</u></u>

  
**CHIEF EXECUTIVE**

  
**DIRECTOR**



**CPDI- CENTRE FOR PEACE AND DEVELOPMENT INITIATIVES**  
**CASH FLOW STATEMENT**  
**FOR THE YEAR ENDED JUNE 30, 2013**

	2013 (Rupees)
<b>CASH FLOW FROM OPERATING ACTIVITIES</b>	
Net surplus/(deficit) for the year	18,802,616
<b>Add: Non-cash adjustments</b>	
Depreciation	399,166
Amortization	-
Financial charges	-
	399,166
<b>Profit before working capital changes</b>	19,201,782
<b>Working capital adjustments</b>	
(Increase)/decrease in current assets	
Advances, deposits and prepayments	(264,188)
Increase/(decrease) in current liabilities	
Creditors, accrued and other liabilities	(1,649,074)
Un-earned income- project advances	(530,310)
	(2,443,572)
<b>Cash generated from operations</b>	(A) 16,758,210
Income tax paid during the year	-
Net cash flow from operating activities	16,758,210
<b>CASH FLOW FROM INVESTING ACTIVITIES</b>	
Fixed assets purchased	-
Net cash flow from investing activities	(B) -
<b>CASH FLOW FROM FINANCING ACTIVITIES</b>	
Liability against assets subject to finance lease	-
Short running finances- secured	-
Long term investments	(6,190,208)
Share deposit money	-
Personal drawings	-
Net cash flow from financing activities	(C) (6,190,208)
(Decrease)/increase in cash & cash equivalents	(A)+(B)+(C) 10,568,002
Cash & cash equivalents at the beginning of the year	1,276,955
Cash & cash equivalents at the close of the year	11,844,957

  
**CHIEF EXECUTIVE**

  
**DIRECTOR**





# CPDI- CENTRE FOR PEACE AND DEVELOPMENT INITIATIVES

	2013 (Rupees)	2012 (Rupees)
<b>4 Long term investements-AKDN</b>		
AKD mutual fund	144,208	50,000
Plots in Islamabad	11,596,000	5,500,000
	<u>11,740,208</u>	<u>5,550,000</u>
<b>5 Advances, deposits and prepayments</b>		
Staff Loan & Advances:	101,500	
Prepayments:	374,550	520,462
Security deposits:	218,500	
Project Advances:	90,100	
	<u>784,650</u>	<u>520,462</u>
<b>5 Cash and bank balances</b>		
Cash in hand	1,553	1,553
Cash at bank- current account	10,203,764	1,275,402
Cash at bank- foreign currency (USD)	1,639,640	-
	<u>11,844,957</u>	<u>1,276,955</u>
<b>6 Advance against projects</b> (separate sheet attached)		
<b>7 REVENUE- recognized</b>		
National Endowment for Democracy2012-2013	7,136,662	6,961,615
National Endowment for Democracy2013-2014	3,431,486	2,331,687
The Asia FoundationSTAEP	34,722,870	18,838,111
The Asia Foundation - Daignostic Study	1,075,348	-
Asian Development Bank	-	3,591,295
UNESCO	-	37,155
PCE	-	62,500
Actionaid	-	136,000
Worldlearning	-	-
OSI-Workshop	-	493,765
UNOPS - Survey	-	278,764
FAFEN - Voters List Display Period	-	429,412
FAFEN - Active Citizen Program	153,704	694,649
FAFEN Misc	-	38,828
Oxfam	-	-
Commonwealth	-	191,314
Miscellaneous Consultancies	-	28,610
FNF	197,045	1,530,916
Parliament Watch Project	946,000	1,184,194
FAFEN - Right to Information Project	471,200	557,000
TDEA-STO's Trainings	2,745,412	
The Asia Foundation"Commuinty Policing Survey"	-	
The Asia Foundation - Citizens' Voice Project	1,137,854	
TDEA -LTEOOP	6,540,465	
TDEA - Voter Education	784,543	
TDEA-CLTO's Training	376,445	
Awaz Foundation	-	




OSF- CRTI Project	2,565,461	
OSI- Clinical Teachers Workshops	1,696,489	
DAI-ILM IDEAS - Our Money Our responsibility	1,702,454	
IFES - Support Voter Education Plan	4,457,103	
OSF - RTI	9,045,468	
UNOPS"GJP"	-	3,682,835
ANSA	-	2,350,562
Donations	22,089,882	3,750,000
	<u>101,275,891</u>	<u>47,169,212</u>




# CENTRE FOR PEACE AND DEVELOPMENT INITIATIVES

## 3. OPERATING FIXED ASSETS - Tangible

PARTICULARS	Cost as at July 1, 2012	Addition/ (Deletions)	Total Cost June 30, 2013	Rate %	July 1, 2012	Depreciation For the Year	June 30, 2013	WDV June 30, 2013
<u>Owned assets</u>								
Furniture and fixtures	388,874		388,874	10	137,410	25,146	162,556	226,318
Fittings	156,680		156,680	10	50,563	10,612	61,175	95,505
Books	84,129		84,129	20	62,984	4,229	67,213	16,916
Computers & equipments	2,336,734		2,336,734	30	1,281,497	316,571	1,598,068	738,666
Rupees	2,966,417	-	2,966,417		1,532,454	356,558	1,889,012	1,077,405
<u>Leased assets</u>								
Vehicles	801,750	-	801,750	10	375,668	42,608	418,276	383,474
	801,750	-	801,750		375,668	42,608	418,276	383,474
	3,768,167	-	3,768,167		1,908,122	399,166	2,307,288	1,460,879

  
 CHIEF EXECUTIVE

  
 DIRECTOR




# NOTES TO THE ACCOUNTS

For the year ended 30 June 2013

6

	National Endowment for Democracy 2012-2013	National Endowment for Democracy 2013-2014	The Asia Foundation STAEP	The Asia Foundation - Daignostic Study	DAI-ILM IDEAS - Our Money Our responsibility	IFES - Support Voter Education Plan	OSF - RTI	OSF - CRTI Project	OSI - Clinical Teachers Workshops
Balance As on July 1, 2012	637,413	-	56,104	-	-	-	-	-	-
Fund Received During Year	6,299,922	3,608,375	32,636,610	1,731,786	2,231,589	6,610,250	8,173,784	2,876,817	1,826,307
Expenditures:									
Personnel Cost	3,094,166	1,801,461	10,860,057	1,075,348	988,250	672,899	3,807,441	64,000	-
Benefits, Taxes and Allowances	455,436	-	-	-	-	-	-	-	-
Travel & Per Diems	649,646	510,702	3,281,473	-	-	21,185	572,131	225,800	498,909
Program Activity	1,448,730	657,033	16,637,200	-	-	-	-	1,187,356	914,832
Research & Development	-	-	-	-	-	-	-	-	-
Space and Utilities charge	366,820	263,873	-	-	113,852	-	288,000	30,572	-
Supplies and Equipment	278,497	63,184	52,130	-	302,191	-	440,048	150,000	-
Communications and Postage	90,867	83,089	510,659	-	17,200	-	388,608	68,692	-
Contractual Services	752,500	52,144	-	-	194,000	3,419,000	864,400	230,000	-
Meeting Training & Forums	-	-	750,515	-	-	-	2,275,440	-	-
Printing & Stationery	-	-	385,255	-	8,642	-	409,400	275,410	-
Overheads	-	-	2,245,581	-	78,319	344,019	-	333,631	282,748
Total Expenditures:	7,136,662	3,431,486	34,722,870	1,075,348	1,702,454	4,457,103	9,045,468	2,565,461	1,696,489
Balance as on June 30, 2013	(199,327)	176,889	(2,030,156)	656,438	529,135	2,153,148	(871,684)	311,356	129,818



Handwritten signature in blue ink.



# NOTES TO THE ACCOUNTS

For the year ended 30 June 2013

6

	TDEA-STO's Trainings	The Asia Foundation "Community Policing Survey"	Asian Development Bank	FNF	The Asia Foundation - Citizens' Voice Project	Parliament Watch Project	FAFEN - Right to Information Project	UNESCO	PCE
Balance As on July 1, 2012	-	347,433	359,735	61,370	-	1,479,868	913,000	205,292	18,687
Fund Received During Year	2,571,424	-	-	500,000	853,414	3,210,000	1,344,000	-	-
Expenditures:									
Personnel Cost	-	-	-	-	704,077	946,000	471,200	-	-
Benefits, Taxes and Allowances	-	-	-	-	-	-	-	-	-
Travel & Per Diems	-	-	-	-	33,485	-	-	-	-
Program Activity	-	-	-	197,045	237,332	-	-	-	-
Research & Development	-	-	-	-	-	-	-	-	-
Space and Utilities charge	-	-	-	-	115,369	-	-	-	-
Supplies and Equipment	-	-	-	-	3,461	-	-	-	-
Communications and Postage	-	-	-	-	-	-	-	-	-
Contractual Services	-	-	-	-	-	-	-	-	-
Meeting Training & Forums	2,099,416	-	-	-	28,330	-	-	-	-
Printing & Stationery	466,390	-	-	-	15,800	-	-	-	-
Overheads	179,606	-	-	-	-	-	-	-	-
Total Expenditures:	2,745,412	-	-	197,045	1,137,854	946,000	471,200	-	-
Balance as on June 30, 2013	(173,988)	347,433	359,735	364,325	(284,440)	3,743,868	1,785,800	205,292	18,687

Balance as on June 30, 2013



# NOTES TO THE ACCOUNTS

For the year ended 30 June 2013

6

	Actionaid	Worldlearning	OSI-Workshop	UNOPS - Survey	FAFEN - Voters List Display Period	FAFEN - Active Citizen Program	FAFEN Misc	Oxfam	Commonwealth
Balance As on July 1, 2012	332,724	709,822	7,701	631,770	(267,712)	(303,829)	185,295	119,654	(191,314)
Fund Received During Year	-	-	-	-	295,050	431,640	98,889	-	364,652
Expenditures:									
Personnel Cost	-	-	-	-	-	-	-	-	-
Benefits, Taxes and Allowances	-	-	-	-	-	-	-	-	-
Travel & Per Diems	-	-	-	-	-	61,093	-	-	-
Program Activity	-	-	-	-	-	29,611	-	-	-
Research & Development	-	-	-	-	-	-	-	-	-
Space and Utilities charge	-	-	-	-	-	-	-	-	-
Supplies and Equipment	-	-	-	-	-	12,000	-	-	-
Communications and Postage	-	-	-	-	-	-	-	-	-
Contractual Services	-	-	-	-	-	-	-	-	-
Meeting Training & Forums	-	-	-	-	-	-	-	-	-
Printing & Stationery	-	-	-	-	-	-	-	-	-
Overheads	-	-	-	-	-	51,000	-	-	-
Total Expenditures:	-	-	-	-	-	153,704	-	-	-
Balance as on June 30, 2013	332,724	709,822	7,701	631,770	27,338	(25,893)	284,184	119,654	173,338

*[Handwritten signature]*





# NOTES TO THE ACCOUNTS

For the year ended 30 June 2013

6

	TDEA -LTEOOP	TDEA - Voter Education	TDEA-CLTO's Training	Awaz Foundation	Miscellaneous Consultancies	Total
Balance As on July 1, 2012	-	-	-	-	1,319,089	6,622,103
Fund Received During Year	2,659,199	119,988	-	212,003	-	78,655,698
Expenditures:						
Personnel Cost	4,081,433	440,000	-	-	-	29,006,332
Benefits, Taxes and Allowances	-	-	-	-	-	455,436
Travel & Per Diems	1,206,736	87,760	77,227	-	-	7,226,147
Program Activity	-	121,127	281,593	-	-	21,711,859
Research & Development	-	-	-	-	-	-
Space and Utilities charge	-	-	-	-	-	1,063,117
Supplies and Equipment	506,100	-	-	-	-	1,907,519
Communications and Postage	286,026	17,630	-	-	-	1,478,232
Contractual Services	-	-	-	-	-	5,512,044
Meeting Training & Forums	-	46,704	-	-	-	5,200,405
Printing & Stationery	56,078	-	17,625	-	-	1,634,600
Overheads	404,092	71,322	-	-	-	3,990,318
Total Expenditures:	6,540,465	784,543	376,445	-	-	79,186,009
Balance as on June 30, 2013	(3,881,266)	(664,555)	(376,445)	212,003	1,319,089	6,091,792

	2013 (Rupees)	2012 (Rupees)
<b>8 COST OF PROJECTS</b>		
Salaries, Wages & Perdiems	29,006,332	21,988,834
Seminar & Workshops	21,711,859	12,014,478
Research & development	-	50,000
Travelling, Boarding & Lodging	7,226,147	4,184,522
Communications	1,478,232	879,756
Benefits Taxes & Allowances	455,436	409,734
Supplies & Equipments	1,907,519	513,277
Consultancy & Contractual Services	5,512,044	3,486,400
Meetings Trainings & Forums	5,200,405	-
Printing & Stationery	1,634,600	1,324,054
Space & Utilities	1,063,117	377,046
Overheads	3,990,318	3,511,128
	<u>79,186,009</u>	<u>48,739,229</u>
<b>9 ADMN. &amp; GENERAL EXPENSES</b>		
Administrative Staff Salaries & Benefits	308,828	-
Office Rent	1,123,650	-
Electricity, Water & Gas	60,064	-
Printing and stationery	27,763	-
Travelling & Conveyance	214,178	31,715
Communication	46,187	16,206
Food & Refreshment	12,201	32,545
Newspaper & Periodicals	5,347	13,494
Postage & Courier	13,191	-
Research & Training	35,000	35,738
Fee & subscription	321,600	68,428
Professional Charges	101,000	39,350
Office Supplies	45,357	-
Repairs and maintenance	33,850	-
Fuel & oil	253,833	60,000
Miscellaneous	245,377	15,000
Bank charges	87,467	45,000
Depreciation	399,166	544,604
	<u>3,334,059</u>	<u>902,080</u>

**8. FIGURES**

-have been rounded off to the nearest rupee and comparative figures re-arranged where necessary.

**9 Date of authorization**

These financial statements were authorized for issue by the board of directors on \_\_\_\_\_.

**10 FIGURES**

- have been rounded - off to the nearest Rupee.

- Figures of the previous year have been rearranged wherever necessary.

CHIEF EXECUTIVE

DIRECTOR